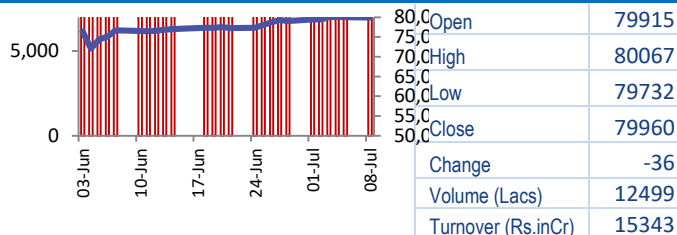
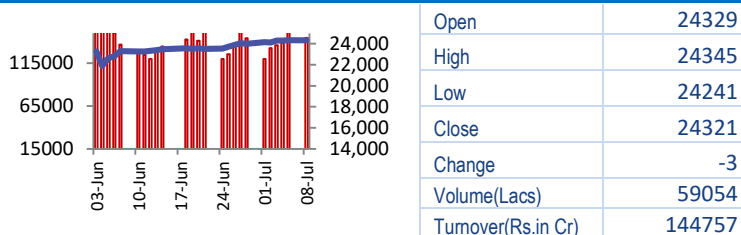


BSE



NSE



World Markets	Current	Previous	Pt. Chg	Var(%)
Dow	39345	39376	(31)	-0.1%
Dow Futures	39700	39650	50	0.1%
Nasdaq	18404	18353	51	0.3%
FTSE	8193	8204	(11)	-0.1%
Nikkei	41343	40781	562	1.4%
Hang Seng	17449	17524	(75)	-0.4%
Gift Nifty	24386	24380	6	0.0%
Straits Singapore	3419	3404	15	0.4%
South Korea	2860	2858	2	0.1%
Taiwan	23828	23878	(50)	-0.2%
Shanghai	2911	2922	(11)	-0.4%

Commodity Prices	Current	Previous	Pt. Chg	Var(%)
Copper (\$/MT)	9915	9944	(29.0)	-0.3%
Alumin (\$/MT)	2532	2536	(4.0)	-0.2%
Zinc (\$/MT)	2956	3001	(45.0)	-1.5%
Brent Crude (\$/bbl)	86.0	86.0	0.0	0.0%
Gold (\$/Ounce)	2367	2359	8.0	0.3%
Silver (\$/Ounce)	31.0	31.0	0.0	0.0%
Light Crude (\$/bbl)	82.0	82.0	0.0	0.0%
N G (\$/mmbtu)	2.0	2.0	0.0	0.0%
Sugar (\$/MT)	560.0	572.0	(12.0)	-2.1%
Rubber (Rs./kg)	206.0	206.0	0.0	0.0%
Baltic Dry Index	1940	1966	(26.0)	-1.3%

Currency Exchange Rate	Current	Previous	Var(%)
Rs./\$ rate	83.50	83.49	0.01%
Rs./ Euro	90.50	90.39	0.12%
Rs./Chinese Yuan	11.48	11.49	-0.09%
Yen /\$ rate	160.96	160.83	0.08%
\$ US/Euro	1.08	1.08	0.00%

Dollar Index	Current	Previous	Var(%)
Dollar Index	105.26	105.28	-0.02%

Support/ Resistance Levels for Today		
	Nifty	Bank Nifty Fut
Support 1	24300	52340
Support 2	24240	52100
Resistance	24440	52800

Securities in Ban For Trade	
ABFRL	BANDHANBNK
HINDCOPPER	INDIACEM
PEL	GNFC
CHAMBLFERT	INDUSTOWER

Market Review

US: US stocks climbed towards new record highs as traders awaited the beginning of earnings season while monitoring developments in the US presidential race and looking for signals on the Federal Reserve's future actions.

Asia: Asian stock indices followed their US peers and opened higher with Japan's Nikkei rising the most by over 1% to hit its fresh record high of 41,239.06. Topix also rose by 0.5%.

India: India's benchmark stock indices closed little changed on the first day of the week due to a lack of any major triggers, even as market participants await first-quarter earnings to give direction. **Market is expected to open on a flattish note and likely to witness range bound move during the day.**

Global economy: The prospect of European tariffs cut 20-30 percentage points off China's growth in exports of electric and plug-in hybrid cars in recent months, an official at a leading Chinese auto industry body said. Last week, the EU introduced provisional tariffs of up to 37.6% on China-made EVs to safeguard against what it described as a potential flood of unfairly subsidised EVs. China's total car exports for June rose 28% year on year following a 23% gain in May, underpinned by robust gasoline car exports. Domestically, China's car sales fell 6.9% in June from a year earlier, dropping for a third straight month as government incentives failed to spur consumer demand in a sputtering economic recovery.

Australian consumer sentiment worsened in early-July, coming close to its weakest level since the COVID-19 pandemic as sticky inflation saw consumers grow more fearful of higher interest rates. The Westpac-Melbourne Institute consumer sentiment index fell 1.1% in July, compared to a 1.7% rise in the prior month. Sentiment was battered chiefly by three consecutive months of stronger-than-expected inflation prints, which ramped up expectations that the Reserve Bank of Australia could hike rates further this year.

Commodities: Gold prices ticked up on Tuesday, with investors awaiting Fed Reserve chair Powell's testimony and June inflation data to assess the next policy move by the US central bank.

Oil prices were little changed early on Tuesday after a hurricane that hit a key U.S. oil producing hub in Texas caused less damage than expected.

Currency: The U.S. dollar hung near a multi-week low versus major peers on Tuesday, still smarting from Friday's unexpectedly soft jobs report as traders awaited testimony from Fed Reserve for clues on the path of interest rates.

FII Derivative Transactions (Rs. Cr)

Contracts	Purchase		Sell		Net	Open Interest (OI)		OI (Previous day)		Change	
	Contract	Value	Contract	Value		Contract	Value	Contract	Value	Contract	Value
Index Future	35650	2414	42973	2887	(473)	560583	36391	567776	36981	(7193)	(590)
Index Option	20218489	1613996	20234247	1610816	3180	5797783	399594	5491278	375142	306505	24452
Stock Future	309594	24173	355958	27933	(3760)	4055600	313615	4086688	317033	(31088)	(3418)
Stock Option	550082	44325	543943	43885	440	502545	39589	470694	37326	31851	2263
Total	21113815	1684908	21177121	1685521	(613)	10916511	789189	10616436	766482	300075	22707

FII All Activity-BBG (Rs Cr)	Buy	Sell	Net
1-Jul-24	13688	14182	(494)
2-Jul-24	14544	17051	(2507)
3-Jul-24	16500	12602	3899
4-Jul-24	16289	10778	5512
5-Jul-24	15188	12019	3169
Month to date- July	76210	66631	9578

FII (Prov.) (Rs Cr)	Buy	Sell	Net
2-Jul-24	14551	16551	(2000)
3-Jul-24	18024	12540	5484
4-Jul-24	13837	11261	2576
5-Jul-24	13354	12113	1241
8-Jul-24	13564	13503	61
Month to date-July	86538	79602	6936

DII (Prov.) (Rs. Cr)	Buy	Sell	Net
2-Jul-24	14203	13555	648
3-Jul-24	14121	15046	(924)
4-Jul-24	11303	13679	(2375)
5-Jul-24	12695	14346	(1651)
8-Jul-24	14355	11488	2867
Month to date-July	82888	80407	2482

FII Debt - BBG (Rs. Cr)	Buy	Sell	Net
1-Jul-24	2133	970	1163
2-Jul-24	2661	2358	302
3-Jul-24	1812	1112	699
4-Jul-24	2414	481	1933
5-Jul-24	753	257	497
Month to date- July	9772	5179	4594

Market Breadth	BSE		NSE	
	No.	%	No.	%
Advance	1798	43%	1079	39%
Decline	2261	54%	1615	59%
Unchanged	110	3%	57	2%

Market Turnover	08-Jul	05-Jul	Var (%)
BSE Cash	15343	13465	14%
NSE Cash	144757	155674	-7%
NSE Futures	141702	149838	-5%
NSE Options	26523178	13476275	97%
Total (Rs.Cr)	26824980	13795252	94%

Volatility Index	08-Jul	05-Jul
Volatility Index	13.60	12.70

Index PE - TTM	08-Jul	Yr. High	Yr. Low
Sensex	24.3	26.0	21.8
Nifty	23.1	28.8	20.3

Corporate News

Torrent Power Arm To Develop Solar Projects For ARS Steels In Tamil Nadu

A subsidiary of Torrent Power Ltd. will set up solar projects of up to 50 megawatt in Tamil Nadu to supply clean power to ARS Steels and Alloy International Pvt. (BQ)

Dixon Technologies To Get 6.5% Stake In 'CP Plus' Seller In Lieu For Its JV Stake With Aditya Infotech

Dixon Technologies Ltd. has announced plans to divest its entire 50% stake in the joint venture company AIL Dixon Tech to Aditya Infotech. As part of the transaction, Dixon Technologies will acquire 6.5% stake in Aditya Infotech in exchange for the divestment. The agreement involves Dixon Technologies subscribing to 73,05,805 equity shares of AIL, constituting 6.5% of its post-issue equity share capital. (BQ)

Economy

As state polls loom, Centre buys Maharashtra onions at 74% higher price

The Centre is procuring onions at a price 74% higher than last year in Maharashtra, India's primary onion growing region, ahead of assembly polls later this year. "While last year, the average rate at which onions were procured was Rs 16.93 per kg, this year, procurement is happening at around Rs 29.5 per kg via direct benefit transfer (DBT)," an official said, adding the government plans to spend Rs 1,500 crore to buy onions from Maharashtra alone this fiscal. (ET)

Paddy sowing up 19 pc so far, arhar & urad acreage rises sharply

In the 2024-25 kharif season, paddy increased to 59.99 lakh hectare. Pulses rose to 36.81 lakh hectare, notably arhar. Maize reached 41.09 lakh hectare, oilseeds 80.31 lakh hectare. Sugarcane and cotton increased; jute-mesta decreased. Coarse cereals, Shree Anna reduced. Harvesting begins in September. Early monsoon onset in June, IMD forecasts above-normal June-September rainfall. (ET)

International

Australia auto parts retailer Bapcor rejects Bain Capital's \$1.2 billion bid

Australian automobile parts retailer Bapcor Ltd on Tuesday rejected a A\$1.83 bn takeover offer from Bain Capital, stating that the approach undervalued the firm. Bain's offer for Bapcor had come as the company grappled with waning margins in Australia, as consumer spending slowed and as competition increased. Bapcor had warned that its profits in the second half of 2024 would be lower than the first. (ET)

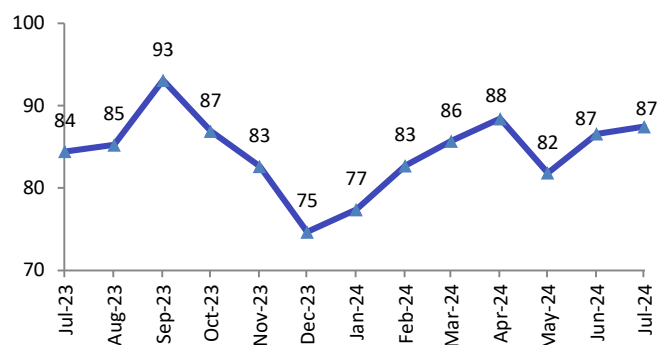
Top 5 Nifty Gainers	08-Jul	05-Jul	Var(%)
ONGC	299	288	3.8%
ITC	444	434	2.3%
HDFCLIFE	621	607	2.2%
HINDUNILVR	2587	2547	1.6%
TATACONSUM	1151	1137	1.2%
Top 5 Nifty Losers	08-Jul	05-Jul	Var(%)
DIVISLAB	4464	4630	-3.6%
TITAN	3156	3269	-3.5%
BPCL	300	307	-2.3%
SHRIRAMFIN	2808	2866	-2.0%
ADANIPTS	1475	1500	-1.7%

BSE Index Watch	Last	1 day	1 wk	1 mth	1 yr
SENSEX	79960	0.0%	0.6%	4.3%	22.5%
MIDCAP	47372	-0.1%	1.5%	7.4%	63.4%
SMLCAP	54035	-0.2%	2.0%	10.9%	63.1%
AUTO	57460	-0.6%	-0.1%	1.5%	61.1%
BANKEX	60090	-0.4%	0.4%	5.9%	18.4%
Capital Goods	75620	0.7%	4.0%	9.8%	85.9%
FMCG	21233	1.5%	2.4%	1.7%	11.8%
Health Care	38068	-0.5%	2.2%	4.9%	46.7%
IT	38501	0.0%	2.3%	7.2%	29.1%
METAL	33471	-0.8%	0.5%	0.6%	61.5%
Oil & Gas	30452	1.0%	3.1%	6.4%	59.9%
Power	8056	-0.5%	1.6%	5.1%	98.9%
Realty	8695	-0.5%	1.1%	4.0%	104.5%

NSE USD Futures	08-Jul	05-Jul	Var (%)
July Expiry (Rs./\$)	83.89	83.56	0.4%
August Expiry (Rs./\$)	83.77	83.89	-0.1%
Total Turnover (Rs. Crore)	1231	1186	4%

Sectors	TTM PE
Auto	34.51
Auto Ancillary	55.38
Banking	15.95
Engineering	45.01
Cement	74.65
Diamonds & Jewellery	66.09
Housing Finance	25.47
Infrastructure & Const	33.16
Metals-Aluminium	42.66
Metal – Steel	19.77
Oil Expl.	17.52
Pharma	10.61
Power – Gen. Supp.	42.2
Information Tech.	25.53
Sugar	20.08
Telecom Serv. Prov.	86.94
Tyres	28.45

Brent Crude Oil (\$/BBL) (Source: Investing.com)



10 year G-Sec Yield	Current	Previous	Change
US	4.27%	4.28%	(1) bps
Japan	1.09%	1.10%	(1) bps
India	6.99%	6.99%	0 bps
UK	4.11%	4.13%	(2) bps
Libor 3 Mths	5.57%	5.58%	(1) bps

Indian Eco Data	Current	Previous	Var(%)
Forex Reserve (US\$ in bn)	654	652	0.3%
Inflation - WPI	2.61%	1.26%	135 bps
Inflation - CPI	4.75%	4.83%	(8) bps

India GDP	Q4FY24	Q3FY24	Var(%)
Growth	7.76%	8.57%	(81) bps

Monetary Policy	Current	Previous	Change
Repo Rate	6.50%	6.50%	0 bps
Reverse Repo Rate	3.35%	3.35%	0 bps
CRR	4.50%	4.50%	0 bps
O/S Banking System Liquidity (Rs bn)	1300	1300	(0.5)

IIP Growth %	Jan-24	Jan-23	Apr-Feb
IIP	5.0	4.6	6.3
Mining	5.9	9.0	8.5
Manufacturing	3.2	4.5	5.7
Electricity	5.6	12.7	7.0

ADR Price Movement

Company	Price (US\$)	Volume	Previous Day Price	Volume	Variance (%)	No. of Share Per ADR	ADR Price (Rs.)	BSE Price	Variance (%)
Infosys Tech	19.50	10911147	19.43	7709818	0.36%	1	1628.30	1661.65	-2.0%
Wipro	6.41	1118262	6.38	1706230	0.47%	1	535.25	541.20	-1.1%
Dr.Reddy's	77.52	335094	78.04	144324	-0.67%	1	6473.11	6534.15	-0.9%
ICICI Bank	29.14	3991573	29.23	7044156	-0.31%	2	1216.63	1235.05	-1.5%
HDFC Bank	61.92	2773554	61.89	4587992	0.05%	3	1723.49	1635.35	5.4%

GDR's (US\$)

	Prices	Prev. Close	Change	Var %
L&T	44.00	43.70	0.3	0.7%
RIL	76.80	76.30	0.5	0.7%
SBI	102.00	102.00	0.0	0.0%

US Economy Data

	Current	Previous
Inflation (YoY)	3.30%	3.40%
Unemployment (%)	4.10%	4.00%

Interest Rate (%)

	Current	Previous
Fed Rate	5.50%	5.50%

US GDP

	Q1CY24	Q4CY23	Q4CY22
Growth (QoQ Annualized)	1.40%	3.40%	2.60%

China Economy Data

	Current	Previous
GDP	5.30%	5.20%
Inflation – CPI (%)	0.30%	0.30%

Economic Calendar

	Date
Indian GDP Data	30 Aug
Indian Inflation Data CPI	12 Jul
Indian Inflation Data WPI	15-Jul
Indian Monetary Policy	08 Aug
India's Industrial Production (IIP)	12 Jul
US Inflation Data	11 Jul
US GDP	25 Jul
US Unemployment Data	02 Aug
US Fed Rate	31 Jul
China GDP	15 Jul
China Inflation Data	10 Jul

Event Update

Name	Date	Purpose
DCM Shriram Ltd.	09-07-2024	Rs.2.60 per share(130%)Final Dividend
Deep Industries Ltd.	09-07-2024	Rs.2.44 per share(48.8%)Final Dividend
Lagnam Spintex Ltd.	09-07-2024	Dividend
Bridge Securities Ltd.	10-07-2024	Stock Split from Rs.10/- to Re.1/-
PG Electroplast Ltd.	10-07-2024	Stock Split from Rs.10/- to Re.1/-
Alliance Integrated Metaliks Ltd.	11-07-2024	Bonus issue
Oriental Hotels Ltd.	11-07-2024	Rs.0.50 per share(50%)Dividend
Raymond Ltd.	11-07-2024	Spin Off
Route Mobile Ltd.	11-07-2024	Rs.2.00 per share(20%)Final Dividend
Sinclair's Hotels Ltd.	11-07-2024	Rs.1.00 per share(50%)Final Dividend
Sky Industries Ltd.	11-07-2024	Rs.1.00 per share(10%)Final Dividend
20 Microns Ltd.	12-07-2024	Rs.1.25 per share(25%)Final Dividend
AU Small Finance Bank Ltd.	12-07-2024	Rs.1.00 per share(10%)Final Dividend
Axis Bank Ltd.	12-07-2024	Rs.1.00 per share(50%)Final Dividend
Birlasoft Ltd.	12-07-2024	Rs.4.00 per share(200%)Final Dividend
DK Enterprises Global Ltd.	12-07-2024	Dividend
Indian Oil Corporation Ltd.	12-07-2024	Rs.7.00 per share(70%)Final Dividend
IRM Energy Ltd.	12-07-2024	Rs.1.50 per share(15%)Final Dividend
Jubilant FoodWorks Ltd.	12-07-2024	Rs.1.20 per share(60%)Final Dividend
Petronet LNG Ltd.	12-07-2024	Rs.3.00 per share(30%)Final Dividend
Piramal Pharma Ltd.	12-07-2024	Rs.0.11 per share(1.1%)Final Dividend
Polychem Ltd.	12-07-2024	Rs.30.00 per share(300%)Final Dividend

Bulk Deal As On 08/07/24

BSE

Security Code	Security Name	Client Name	Deal	Quantity	Price
531991	AMRAAGRI	MULTIPLIER SHARE & STOCK ADVISORS PRIVATE LIMITED	S	1703378	1.17
512149	AVANCE	MULTIPLIER SHARE & STOCK ADVISORS PRIVATE LIMITED	S	10000000	0.95
512149	AVANCE	SETU SECURITIES PVT. LTD.	S	14671030	0.95
543209	BILLWIN	USHAGULATI	S	21000	45.17
530249	BRIDGESE	MULTIPLIER SHARE & STOCK ADVISORS PRIVATE LIMITED	B	40000	38.33
544151	CHATHA	ALACRITY SECURITIES LIMITED	S	72000	127.86
544151	CHATHA	ALACRITY SECURITIES LIMITED	B	116000	126.44
543435	CLARA	ZYANA STOCKS AND COMMODITIES	S	33200	55.9
544195	COTFAB	EVERMORE SHARE BROKING PRIVATE LIMITED	S	32000	77.13
544195	COTFAB	EVERMORE SHARE BROKING PRIVATE LIMITED	B	104000	77.25
543516	DHYANITR	JASPREET SINGH	S	25200	23.26
531259	ESHAMEDIA	GANESH SRINIVASAN	S	100000	13.11
531259	ESHAMEDIA	MULTIPLIER SHARE & STOCK ADVISORS PRIVATE LIMITED	S	315	13.11
531259	ESHAMEDIA	MULTIPLIER SHARE & STOCK ADVISORS PRIVATE LIMITED	B	100000	13.11
500164	GODREJIND	NADIR BURJOR GODREJ	B	25498940	893.05
500164	GODREJIND	NADIR BURJOR GODREJ	B	11474523	893.05
500164	GODREJIND	NADIR BURJOR GODREJ	B	14024417	893.05
500164	GODREJIND	NISABA GODREJ	B	5694778	893.05
500164	GODREJIND	NISABA GODREJ	B	2562659	893.05
500164	GODREJIND	NISABA GODREJ	B	3132119	893.05
500164	GODREJIND	PIROJSHA ADI GODREJ	B	5694777	893.05
500164	GODREJIND	PIROJSHA ADI GODREJ	B	2562666	893.05
500164	GODREJIND	PIROJSHA ADI GODREJ	B	3132111	893.05
500164	GODREJIND	RKN ENTERPRISES	S	42583272	893.05
500164	GODREJIND	RKN ENTERPRISES	S	2562651	893.05
500164	GODREJIND	RKN ENTERPRISES	S	2562659	893.05
500164	GODREJIND	RKN ENTERPRISES	S	2562666	893.05
500164	GODREJIND	RKN ENTERPRISES	S	3132111	893.05
500164	GODREJIND	RKN ENTERPRISES	S	3132119	893.05
500164	GODREJIND	RKN ENTERPRISES	S	3132126	893.05
500164	GODREJIND	RKN ENTERPRISES	S	11474523	893.05
500164	GODREJIND	RKN ENTERPRISES	S	14024417	893.05
500164	GODREJIND	TANYA DUBASH	B	5694777	893.05
500164	GODREJIND	TANYA DUBASH	B	2562651	893.05
500164	GODREJIND	TANYA DUBASH	B	3132126	893.05
531913	GOPAIST	ARCHEE SHARMA	S	33434	7.55
539449	IGCIL	MULTIPLIER SHARE & STOCK ADVISORS PRIVATE LIMITED	S	14240	33.06
542924	JANUSCORP	TINA JAIN	B	77000	6.52
538794	JETINFRA	RAJARAMCHOUDHARY	B	24000	19.27
542446	JONJUA	AJAY JAIN	B	40820	12.67
514060	MARKOBENZ	GB HOSPITALITY (INDIA) PRIVATE LIMITED	B	100000	20.81
539767	MNIL	AMNESTI MULTISERVICES PRIVATE LIMITED	S	16758	17.43
526861	RISHILASE	MC JAIN INFOSERVICES PRIVATE LIMITED	B	52721	170.61
538540	RLFL	MULTIPLIER SHARE & STOCK ADVISORS PRIVATE LIMITED	S	358156	1.34
531893	SAWABUSI	MAHADEV MANUBHAI MAKVANA	S	21618355	0.78
531893	SAWABUSI	MAHADEV MANUBHAI MAKVANA	B	4134423	0.76
531893	SAWABUSI	SAGAR RAJESHBHAI JHAVERI	S	30000000	0.76
531893	SAWABUSI	VIKRAMBHAI GOKALBHAI CHAUDHARI	B	18917583	0.76
543366	SBLI	LATABEN ASHOKBHAI VAGHELA	B	4800	37.88
512499	SHALPRO	TOPGAIN FINANCE PRIVATE LIMITED	S	6543623	0.76
512499	SHALPRO	TOPGAIN FINANCE PRIVATE LIMITED	B	504321	0.76

538667	SIROHIA	KIFS ENTERPRISE	B	250000	14.91
543924	SONALIS	AMRIT LAXMICHANDJI GANDHI	S	30000	51.89
543924	SONALIS	ASHOKKUMAR PONNIAH	B	10000	57.34
543924	SONALIS	IMTEYAZ MOHAMMAD SHAFI SHAIKH	S	36000	56.13
543924	SONALIS	RAJESH KUMAR SINGH	B	20000	56.39
543924	SONALIS	SABIR ABDUL AZIZ PATEL	S	18000	54.97
543924	SONALIS	SHYAMA SHAHI	B	12000	54.31
543924	SONALIS	VIRAL PRAFUL JHAVERI	S	22000	54.91
543924	SONALIS	VIRAL PRAFUL JHAVERI	B	14000	51.91
543828	SUDARSHAN	SHERWOOD SECURITIES PVT LTD	S	233600	86.01
543828	SUDARSHAN	SHERWOOD SECURITIES PVT LTD	B	3200	85.68
542025	SUNRETAIL	MOHANRAMESH	S	1008000	1.15
542025	SUNRETAIL	PALANISWAMY PRABHU	S	816000	1.14
542025	SUNRETAIL	RAJESH KUMAR SINGH	B	960000	1.15
543274	SUUMAYA	DHARMENDRA B PATEL	B	540000	4.5
543274	SUUMAYA	IRIS COMPUTERS LIMITED	S	945000	4.5
543274	SUUMAYA	VATSALKUMAR PRAVINCHANDRA PATEL	B	382500	4.5
531039	SWADHATURE	LAXMANBHAI RAVJIBHAI GAJERA	B	50000	12.73
531039	SWADHATURE	PURAYIDATHIL THOMASKURIYAKOSE	S	63861	12.65
502281	TRIVENIQ	HANSABEN RAMESH LAKHANI	S	65041	21.25
537582	UNISHIRE	ISH AGARWAL	B	160000	2.91
540570	VARIMAN	GANNAMANI PUSHPA AGRO FARMS PRIVATE LIMITED	S	990572	18.18
540570	VARIMAN	GANNAMANI PUSHPA AGRO FARMS PRIVATE LIMITED	B	3000	18.12
539123	VBIND	SMRUTI SUSHILKUMAR SHINDE	S	70000	10.01
511523	VEERHEALTH	GAYATRIBEN NISHANT SHAH	S	100000	21.47
511523	VEERHEALTH	GAYATRIBEN NISHANT SHAH	B	100000	22.5
511523	VEERHEALTH	SHALIN MAHESHBHAI SHAH	S	7511	21.47
511523	VEERHEALTH	SHALIN MAHESHBHAI SHAH	B	388758	22.41
511523	VEERHEALTH	SHUBHAM FINANCIAL SERVICES	S	507410	22.48
511523	VEERHEALTH	SIDHESHBHAI DEVABHAI RAVAL	S	484	21.48
511523	VEERHEALTH	SIDHESHBHAI DEVABHAI RAVAL	B	186584	21.47
531025	VISAGAR	NITIN BAKSHI	B	3444550	1.02
533427	VMS	SANJAY KARANRAJ SAKARIA	S	180000	44.37

NSE

Security Code	Security Name	Client Name	Deal	Quantity	Price
AHIMSA	Ahimsa Industries Ltd.	RCSPL SHARE BROKING PRIVATE LIMITED	BUY	60000	20.75
BLKASHYAP	B. L. Kashyap and Sons Li	JITENDRA MOHANDAS VIRWANI	SELL	1371339	99.95
BHANDA-RE1	Bhandari Hosiery Exp Ltd	POORVI ALPESH JHAVERI	SELL	618594	0.99
HOACFOODS	Hoac Foods India Limited	CITRINE FUND LIMITED	SELL	30000	169.26
HRHNEXT	HRH Next Services Limited	RAVI ASHOK KOTHARI	SELL	57000	43.35
HRHNEXT	HRH Next Services Limited	REVATI HOLDINGS PRIVATE LIMITED	BUY	72000	41.17
JALAN	Jalan Transolu. India Ltd	MANISH JALAN	SELL	78000	4.13
KSHITIJPOL	Kshitij Polyline Limited	YMD FINANCIAL CONSULTANCY PRIVATE LIMITED	BUY	574759	7.6
MANDEEP	Mandeep Auto Industries L	ASHABEN DIPAKKUMAR PATEL	SELL	74000	72.81
MANDEEP	Mandeep Auto Industries L	PADMABEN MUKESHBHAI PATEL	SELL	100000	67.36
MITCON-RE	MITCON Con	AJITA AJAY AGARWAL	BUY	22988	48.91
MOS	Mos Utility Limited	RAJABHAU SHRIRAM PHAD	SELL	500000	153.35
NOVAAGRI	Nova Agritech Limited	AG DYNAMIC FUNDS LIMITED	SELL	635410	71.35
OLIL	Oneclick Logistics Ind L	RUCHIKA GUPTA	BUY	25200	78.5
OLIL	Oneclick Logistics Ind L	SHREE SADGURU INVESTMENTS	SELL	27600	78.52
PLATIND	Platinum Industries Ltd	AJAY KUMAR AGGARWAL	BUY	300000	233.76
SABAR	Sabar Flex India Limited	ANAND SAFIR	BUY	115000	20.93
SABAR	Sabar Flex India Limited	ANANT AGGARWAL	SELL	180000	20.86
SEPC-RE2	SEPC Limited	AXIS BANK LIMITED	SELL	2013004	3.59
SILLYMONKS	Silly Monks Entertain Ltd	PRAGNESH ROHITKUMAR PANDYA	BUY	77710	19
SRM	SRM Contractors Limited	NEOMILE CORPORATE ADVISORY LIMITED	BUY	387092	178
SWANENERGY	Swan Energy Limited	2I CAPITAL PCC	SELL	1500000	666.2
SWANENERGY	Swan Energy Limited	BLACKROCK EMERGING FRONTIERS MASTER FUND LIMITED	BUY	2458508	668.27
SWANENERGY	Swan Energy Limited	BLACKROCK EMERGING FRONTIERS MASTER FUND LIMITED	BUY	2458508	668.27
SWANENERGY	Swan Energy Limited	BLACKROCK GLOBAL FUNDS INDIA FUND	BUY	1820108	668.27
SWANENERGY	Swan Energy Limited	BLACKROCK GLOBAL FUNDS INDIA FUND	BUY	1820108	668.27
SWANENERGY	Swan Energy Limited	BLACKROCK STRATEGIC FUNDS - BLACKROCK ASIA PACIFIC ABSOLUTE RETURN FUND	BUY	278017	668.27
SWANENERGY	Swan Energy Limited	DOVETAIL INDIA FUND	SELL	1200000	666.2
SWANENERGY	Swan Energy Limited	EOS MULTI-STRATEGY FUND AIFLNP V.C.I.C.LTD	SELL	1500000	666.2
SWANENERGY	Swan Energy Limited	EPITOME TRADING AND INVESTMENTS	SELL	176633	692.6
SWANENERGY	Swan Energy Limited	PAULOMI KETAN DOSHI	SELL	180000	692.6
TRU	TruCap Finance Limited	IND SWIFT LABORATORIES LIMITED	SELL	664795	48.81

Disclosure:

Research Reports that are published by Nirmal Bang Securities Private Limited (hereinafter referred to as "NBSPL") are for private circulation only. NBSPL is a registered Research Analyst under SEBI (Research Analyst) Regulations, 2014 having Registration no. INH000001766. NBSPL is also a registered Stock Broker with National Stock Exchange of India Limited, BSE Limited, Metropolitan Stock Exchange of India Limited, Multi Commodity Exchange of India Limited and , National Commodity and Derivative Exchange Limited in Capital Market , Equity and Commodities derivatives segments and Currency Derivatives Segment .

NBSPL has other business divisions with independent research teams separated by Chinese walls, and therefore may, at times, have different or contrary views on stocks and markets.

NBSPL or its associates have not been debarred / suspended by SEBI or any other regulatory authority for accessing / dealing in securities Market since last 20 years. NBSPL, its associates or analyst or his relatives do not hold any financial interest (Except Investment) in the subject company. NBSPL or its associates or Analyst do not have any conflict or material conflict of interest at the time of publication of the research report with the subject company. NBSPL or its associates or Analyst or his relatives may or may not hold beneficial ownership of 1% or more in the subject company at the end of the month immediately preceding the date of publication of this research report.

NBSPL or its associates / analyst has not received any compensation / managed or co-managed public offering of securities of the company covered by Analyst during the past twelve months. NBSPL or its associates have not received any compensation or other benefits from the company covered by Analyst or third party in connection with the research report. Analyst has not served as an officer, director or employee of Subject Company. NBSPL / analyst has not been engaged in market making activity of the subject company.

Analyst Certification: The research analysts and authors of these reports, hereby certify that the views expressed in this research report accurately reflects my/our personal views about the subject securities, issuers, products, sectors or industries. It is also certified that no part of the compensation of the analyst(s) was, is, or will be directly or indirectly related to the inclusion of specific recommendations or views in this research. The analyst(s) principally responsible for the preparation of this research report and has taken reasonable care to achieve and maintain independence and objectivity in making any recommendations.

Disclaimer:

The Research Report is for the personal information of the authorized recipient and does not construe to be any investment, legal or taxation advice. NBSPL is not soliciting any action based upon it. Nothing in the research report shall be construed as a solicitation to buy or sell any security or product, or to engage in or refrain from engaging in any such transaction. In preparing the research report, we did not take into account the investment objectives, financial situation and particular needs of the reader.

The research report has been prepared for the general use of the clients of NBSPL and must not be copied, either in whole or in part, or distributed or redistributed to any other person in any form. If you are not the intended recipient you must not use or disclose the information in the research report in any way. Though disseminated to all the customers simultaneously, not all customers may receive the research report at the same time. NBSPL will not treat recipients as customers by virtue of their receiving the research report. The research report is not directed or intended for distribution to or use by any person or entity resident in a state, country or any jurisdiction, where such distribution, publication, availability or use would be contrary to law, regulation or which would subject NBSPL & its group companies to registration or licensing requirements within such jurisdictions.

The report is based on the information obtained from sources believed to be reliable, but we do not make any representation or warranty that it is accurate, complete or up-to-date and it should not be relied upon as such. We accept no obligation to correct or update the information or opinions in it. NBSPL or any of its affiliates or employees shall not be in any way responsible for any loss or damage that may arise to any person from any inadvertent error in the information contained in the research report. NBSPL or any of its affiliates or employees do not provide, at any time, any express or implied warranty of any kind, regarding any matter pertaining to this report, including without limitation the implied warranties of merchantability, fitness for a particular purpose, and non-infringement. The recipients of the research report should rely on their own investigations.

This information is subject to change without any prior notice. NBSPL reserves its absolute discretion and right to make or refrain from making modifications and alterations to this statement from time to time. Nevertheless, NBSPL is committed to providing independent and transparent recommendations to its clients, and would be happy to provide information in response to specific client queries.

Before making an investment decision on the basis of research report, the reader needs to consider, with or without the assistance of an adviser, whether the advice is appropriate in light of their particular investment needs, objectives and financial circumstances. There are risks involved in securities trading. The price of securities can and does fluctuate, and an individual security may even become valueless. International investors are reminded of the additional risks inherent in international investments, such as currency fluctuations and international stock market or economic conditions, which may adversely affect the value of the investment. Opinions expressed are subject to change without any notice. Neither the company nor the director or the employees of NBSPL accept any liability whatsoever for any direct, indirect, consequential or other loss arising from any use of the research report and/or further communication in relation to the research report. Here it may be noted that neither NBSPL, nor its directors, employees, agents or representatives shall be liable for any damages whether direct or indirect, incidental, special or consequential including lost revenue or lost profit that may arise from or in connection with the use of the information contained in the research report.

Copyright of this document vests exclusively with NBSPL.

Our reports are also available on our website

Registration granted by SEBI and certification from NISM in no way guarantee performance of NBSPL or provide any assurance of returns to investors.

Nirmal Bang Research (Division of Nirmal Bang Securities Pvt. Ltd.)

B-2, 301/302, Marathon Innova,
Opp. Peninsula Corporate Park
Off. Ganpatrao Kadam Marg
Lower Parel(W), Mumbai-400013
Board No. : 91 22 6723 8000/8001
Fax. : 022 6723 8010